

TM-2-2F-PA0 Torque Motor

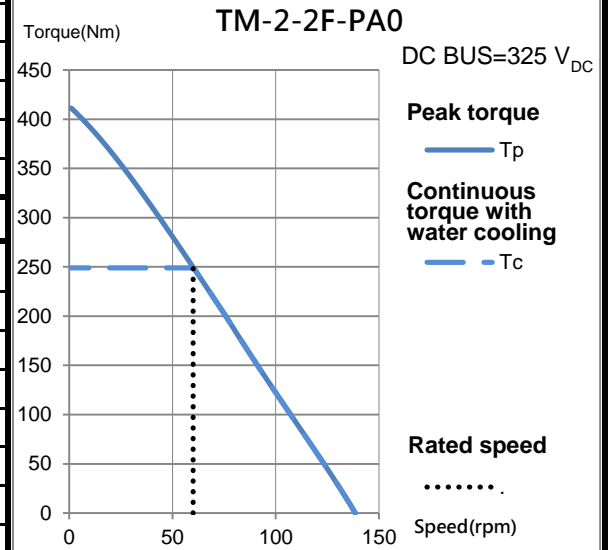
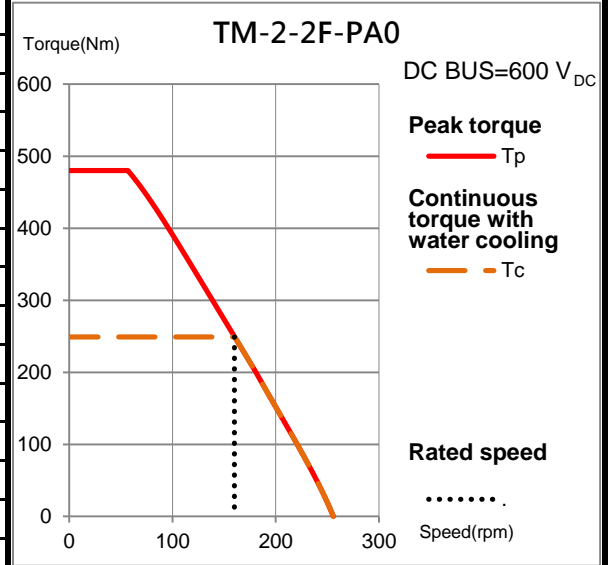
Electrical specifications

Winding code : PA	Symbol	Unit	Water cooling
Continuous torque	T_c	Nm	249
Continuous current	I_c	A_{rms}	10.2
Stall torque	T_s	Nm	204
Stall current	I_s	A_{rms}	8.2
Peak torque(for 1sec.)	T_p	Nm	480
Peak current(for 1sec.)	I_p	A_{rms}	25.5
Torque constant	K_t	Nm/Arms	24.94
Electrical time constant	T_e	ms	7.2
Resistance (line to line at 25°C)	R_{25}	Ω	13.6
Inductance (line to line)	L	mH	98.2
Number of poles	2p		22
Back emf constant (line to line)	K_v	Vrms/rad/s	14.4
Motor constant (at 25°C)	K_m	Nm/ \sqrt{W}	5.52
Thermal resistance	R_{th}	K/W	0.049
Thermal sensor			PTC SNM100+SNM130+Pt1000
Max. DC BUS		V_{DC}	750
Inertia of rotor	J	kgm^2	0.0049
Thermal time constant	T_{th}	s	110
Max. continuous power dissipation	P_c	W	2996
Max. peak power dissipation	P_p	W	18727
Rated speed(at 600VDC)		rpm	160

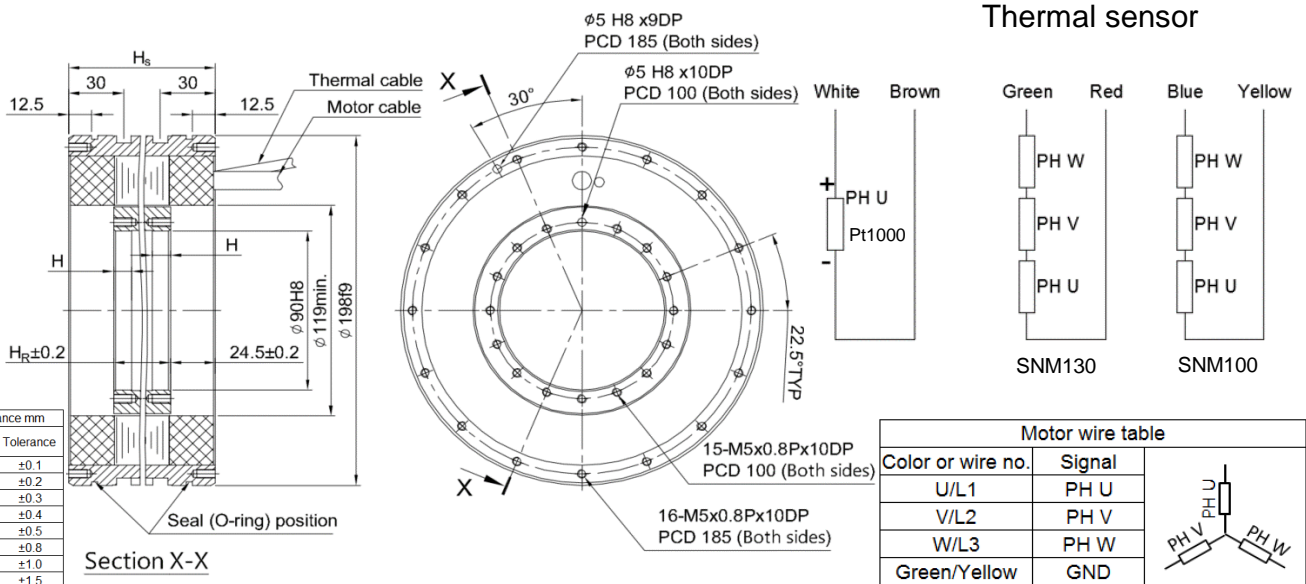
Mechanical specifications

	Symbol	Unit	Water cooling
Mass of rotor	M_r	kg	5
Mass of stator	M_s	kg	23.9
Height of stator	H_s	mm	200
Height of rotor	H_r	mm	151
Length of rotor centring fit	H	mm	15
Water temperature difference for P_c	$\Delta\theta$	K	5
Minimum water flow	q	l/min	8.6
Max. pressure drop	Δp	bar	1

T-N curve



Thermal sensor



Except dimensions, all the specifications in the table are in ±10% of tolerance

Version: 2.00

This drawing is only for reference, detail dimensions please refer to approval drawing.

Date: 2020/10/23